





# Americana

*Fits A King Size Bed*

84" x 84"

THEEVERYTHINGHOUSEWIFE.COM

## Quilt Pattern





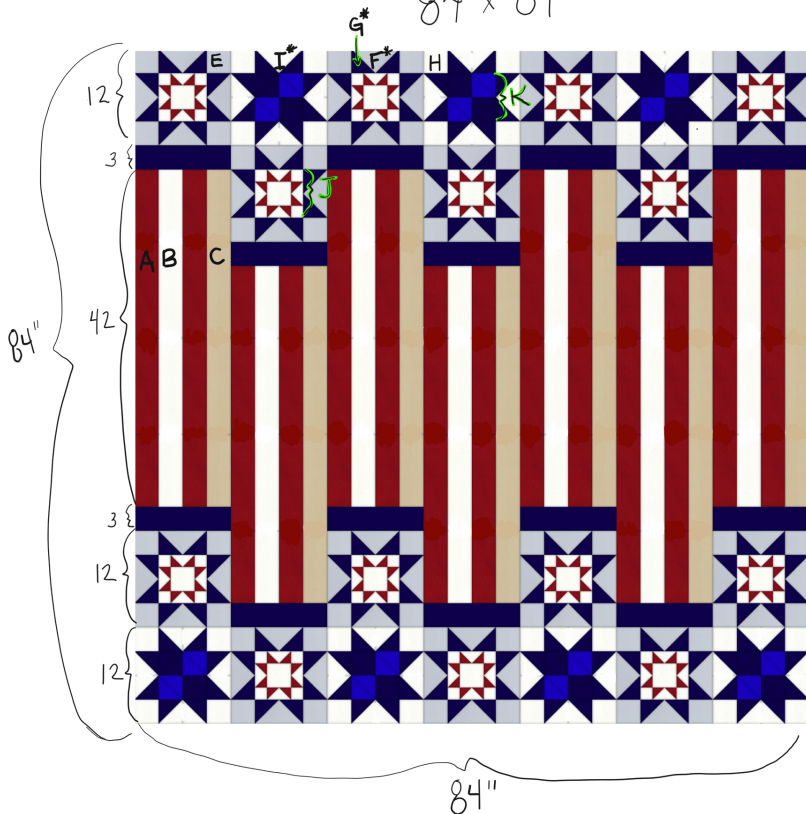
# Americana

THEEVERYTHINGHOUSEWIFE.COM

## Quilt Pattern

*I love this quilt pattern! I had a photo saved for a similar quilt for years, and finally, I decided to draft my own pattern for it. This quilt fits my King Size bed, and I look forward to taking it out year after year to celebrate the Fourth of July! It is composed of stripes, and Sawtooth Star Quilt Blocks using the Fast Flying Geese Method! I'm calling this quilt, "Americana."*

84" x 84"





# Americana

THEEVERYTHINGHOUSEWIFE.COM

## Quilt Pattern

To make the Sawtooth Star Block, and the Double Sawtooth Star Block, you will need to use the **Fast Flying Geese Method**. This method uses less fabric, and is a quick easy way to make the "flying geese" edges that form the Sawtooth Star block. The large "goose squares" are sewn to the "sky squares" which are then cut into a flying geese block pattern. Visit my website [HERE](https://theeverythinghousewife.com/fast-flying-geese-method--how-to-make-a-sawtooth-star-quilt-block/) to find a video tutorial for how to use this method! <https://theeverythinghousewife.com/fast-flying-geese-method--how-to-make-a-sawtooth-star-quilt-block/>

### For a 12 x 12 Block (Finished)



Sky Squares

4" x 4"

Goose  
Square

7.25" x 7.25"


Center  
Square

6.5" x 6.5"

Outside  
Square

3.5" x 3.5"

### For a 6 x 6 Block (Finished)



Sky Squares

2.5" x 2.5"

Goose  
Square

4.25" x 4.25"

Center  
Square

3.5" x 3.5"

Outside  
Square

2" x 2"



# Americana

THEEVERYTHINGHOUSEWIFE.COM

## Quilt Pattern



Red, White, and Tan Stripes, and Navy Bar



A: Red Stripe	3.5" x 42.5"	Cut 14
B: White Stripe	3.5" x 42.5"	Cut 7
C: Tan Stripe	3.5" x 42.5"	Cut 7
D: Navy Bar	3.5" x 12.5"	Cut 14



Outer Edges of Your Blocks (Flying Geese)

E: Gray Corner Square	3.5" x 3.5"	Cut 56
F: Gray Goose Square*	7.25" x 7.25"	Cut 14
G: Navy Sky Square*	4" x 4"	Cut 84
H: White Corner Square	3.5" x 3.5"	Cut 28
I: White Goose Square*	7.25" x 7.25"	Cut 7

\*Be sure to use the "Fast Flying Geese Method" to make your Sawtooth Star Blocks



# Americana

THEEVERYTHINGHOUSEWIFE.COM

## Quilt Pattern



J: 6x6 Red and White Center Startooth Block

J.1: White Center Square	3.5" x 3.5"	Cut 14
J.2: White Goose Square*	4.25" x 4.25"	Cut 14
J.3: White Corner Square	2" x 2"	Cut 56
J.4: Red Sky Square*	2.5" x 2.5"	Cut 56



K: 6x6 Navy and Bright Blue Center 4-Square Block

K.1: Navy Blue Square	3.5" x 3.5"	Cut 14
K.2: Bright Blue Square	3.5" x 3.5"	Cut 14

\*Be sure to use the "Fast Flying Geese Method" to make your Sawtooth Star Blocks



# Americana

THEEVERYTHINGHOUSEWIFE.COM

## Quilt Pattern

Estimates for the amount of fabric needed:

Gray	2 and 1/2 Yards
------	-----------------

Red	3 Yards
-----	---------

Dark Navy	2 and 3/4 Yards
-----------	-----------------

Bright Blue	1/2 Yard
-------------	----------

White	3 Yards
-------	---------

Tan	1 and 1/4 Yards
-----	-----------------

# THE Everything Housewife

TheEverythingHousewife.com

WHERE YOU CAN FIND A LITTLE BIT OF EVERYTHING

## About Me:



Hey There! My name is Jenny, and I am The Everything Housewife! I am a wife, mother, and writer who enjoys crafting, sewing, cooking, drawing, decorating, health and fitness, public speaking—and a whole lot more. I am the author and illustrator of the children's book, Alora, The Birth of a Good Witch and other books, from *The Realm of Halloween Series*. **You can find more FREE sewing downloads on my website!** So please take a stroll on my site “where you can find a little bit of everything!” I would love for you to learn more about me!

@TheEverythingHousewife

Available on Amazon Prime Today

